

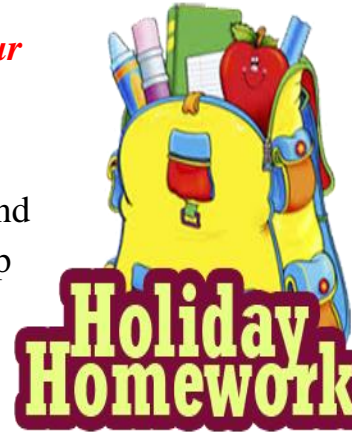
VISHAL BHARTI PUBLIC SCHOOL  
A-1 Block, Paschim Vihar, New Delhi –110063.  
ASSIGNMENT FOR SUMMER HOLIDAYS  
CLASS :II

Dear Parents,

*Creative activities help us acknowledge and celebrate our uniqueness and diversity*

own

The academic session 2022-23 has started in full swing and students have settled well in their new classes. After a gap nearly two years children are thoroughly enjoying life once more.



of  
school

Now with the summer temperatures soaring high, children look forward to vacation time when they can relax, visit friends and family, travel to see places and enjoy those little pleasures of life which get neglected during the busy school routine. The summer vacations commence from 23rd of May and school will re-open on 4th of July 2022.

To ensure that the children have a constructive holiday, some Holiday Homework & Projects are being given which will keep the child active and involved. These projects can easily be done by the children and you could assist only where required. These will indeed provide an enjoyable learning experience. Holiday homework project has been designed keeping in mind learning objectives, purposeful activity and development of young learners.

All work presented should be done by the student himself/herself.

All work to be submitted by July 7, 2022.

The school office will remain open on all working days between 9.00 am to 2.00 pm during the summer vacation.

Wishing all of you a relaxing, joyful break filled with memorable times with your children.

Warm Regards  
Ms Rachna Jain  
(Principal)

## Good children make parents and teachers glad

*Take up certain responsibilities and enjoy the holidays with your family.*

- \* Keep your room clean and well organized.
- \* Help your family members in various daily life chores.
- \* Play indoor games with your family members.
- \* Make it a habit to use magical words like please, sorry, thank you, excuse me, may I beg your pardon, etc.
- \* Try to dress up independently.
- \* Take care of your personal hygiene like trimming your nails regularly, brushing your teeth twice a day, wearing clean and ironed clothes etc.
- \* Keep a bowl full of water on the roof / balcony of the house to quench the thirst of the birds.
- \* Do not spend a lot of time watching T.V or mobile.
- \* Last but not the least – ‘Always speak in English with your family members and friends.’



Please go through the undermentioned instructions for solving the Holiday H.W:

- 1) Solve the given Holiday H.W either in printouts kept in a folder or related notebooks very neatly in cursive handwriting.
- 2) **English Cursive Writing Book:** Practise pages 15 to 25.
- 3) हिंदी सुलेख : पृष्ठ 15 से 25 करें।
- 4) **Panorama Book:** Read stories 1 to 6.

## **ENGLISH**

! Colour the box red that goes with the word in the last columns. The first one is done for you.

<b>a</b>	an	bee
a	an	elf
a	an	almirah
a	an	penguin
a	an	house
a	an	fair
a	an	owl
a	an	insect
a	an	crown
a	an	ladder



## II Words which go together

Match to make pairs of words which go together.



1. paper



2. chair



3. cup



4. bread



5. bat



6. thread



7. towel



8. pillow



9. lock



10. moon



11. teacher



12. father

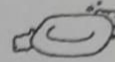
ball



bed



soap



student




table



butter



stars




mother



needle



saucer



pencil



key



**III Look at the picture and fill in the blanks . Use the help box.**



1. This is my \_\_\_\_\_.
2. It is a \_\_\_\_\_ house.
3. It has one \_\_\_\_\_ and many \_\_\_\_\_.
4. It has a small \_\_\_\_\_.
5. It has a \_\_\_\_\_ chimney.
6. I love to \_\_\_\_\_ in the garden.

**Help Box**

door,  
windows,  
sit, house,  
fountain,  
yellow, big

IV. Put the nouns in their correct boxes.

caterpillar

school

tree

sun

sister

dog

man

house

hat

ant

doctor

frog

gas station

family

zoo

pizza



People

---

---

---



Animals

---

---

---



Places

---

---

---



Things

---

---

---

## हिन्दी

प्र01 कहाँ हूँ मैं ,झट से बोलो ,कौन हूँ मैं, भेद यह खोलो-

😊	प	😊	गें	भा
डि	तं	😊	दा	लू
ज़	ग	झ	ले	बी
नी	त	८	बू	ज़

1 एक टीवी चैनल हूँ \_\_\_\_\_

2 आकाश में उड़ती हूँ \_\_\_\_\_

3 जंगल में रहता हूँ \_\_\_\_\_

4 एक मिठाई हूँ \_\_\_\_\_

5 गरमी का फल हूँ \_\_\_\_\_

6 एक फूल हूँ \_\_\_\_\_

प्र02 अपने सहायकों के नाम लिखें।

क \_\_\_\_\_ बाग की देखभाल करता है



ख \_\_\_\_\_ खेत में काम करता है।



ग \_\_\_\_\_ कपड़े धोता है।

घ \_\_\_\_\_ पत्र लाता है।

ङ \_\_\_\_\_ हमारे जूते बनाता है।

प्र03 दिए गए चित्र को देखकर नीचे लिखें प्रश्नों के उत्तर दें।



क) यह कहाँ का चित्र है ?

---

---

ख) यहाँ कौन- कौन बैठा है ?



---

---

ग) सब क्या कर देख रहे हैं ?

---

---

घ) इस चित्र में सबसे अजीब बात क्या है ?

प्र04 आप इन्हें क्या कहते हैं ? सोचकर लिखें ।

क आपकी माता के माता- पिता

\_\_\_\_\_

ख आपके पिता के माता- पिता



\_\_\_\_\_

ग आपके पिता की बहन व उनके पति

\_\_\_\_\_


घ आपके पिता के छोटे भाई व उनकी पत्नी

\_\_\_\_\_

# MATHS


## Empty Stomach

I. Feed the caterpillar with leaves by expanding the leaf number.



II. Use 2D - shapes like square, triangle, circle and rectangle etc. to make a robot on an A4 size sheet.

Example:





Show it four ways!

III. Show the given numbers in four ways on A4 size sheets.

a. 222

b. 42

c. 78

d. 124

Example:

**39**

**SHOW IT FOUR WAYS**

I can write the number.

39

I can show many tens and ones.

3 tens

9 ones

Tens

Ones

I can write the number in expanded form.


30 + 9 = 39

© 2015 Tilly & Cleverly Ltd.

## Surf's Up!

IV. Add or subtract the numbers and fill colours in the given figure.

1	2	3	4	5	6	7	8	9	10
green	purple	yellow	orange	blue	pink	red	brown	silver	grey



## **EVS**

Summer Vacation is synonymous of fun, frolic, getting up late in the morning, playing for longer hours, exploring new hobbies and watching fun filled shows on television. But this is the time to take care of your health from the burning sun by


- doing regular exercises and yoga
- eating healthy food
- drinking lots of water and juices
- washing hands frequently

I. Prepare a beautiful poster on A3 size pastel sheet showing 'EAT HEALTHY, STAY HEALTHY'.


II. Guess the names of the animal and draw its picture in the box with the clues given below:

a) I am a big animal. I run very fast. I live in a stable. Who am I?

\_\_\_\_\_



**b) I am a faithful animal and help policemen in finding bombs and catching thieves. Who am I?**



\_\_\_\_\_

**III. Our sense organs (eyes, nose, ears, tongue and skin) help us to know about the things happening around us.**

- Name and draw pictures of the sense organs which help you to :**

<b>a) smell delicious things</b>	_____
<b>b) see the beautiful flowers in the garden</b>	_____
<b>c) taste an ice cream</b>	_____
<b>d) know if a thing is hot or cold</b>	_____



e) listen to music	<hr/>

**IV. Go for a nature walk in a garden or park with your parents or grandparents.**

**Observe different plants.**

- a) Make a list of 5 different plants. Write their names and features on an A4 sheet.**
- b) Grow a plant in a pot and take care of it during summer break. Also give a funny name to it. (Click a photograph with your plant and paste it in your EVS notebook.)**

**GK**



**Answer the given questions in one word:**

**1. Who is the current President of India ?**

\_\_\_\_\_

**2. Who is the current Chief Minister of Delhi ?**

\_\_\_\_\_

**3. Name the national bird of India.**

\_\_\_\_\_

4. What is the national anthem of India?

---

5. Name the national currency of India.

---

6. Name the national tree of India.

---

7. Name the smallest month.

---

8. How many states are there in India?

---

9. When did India get freedom from the British rule?

---

10 Name the tallest mountain in the world.

---

## **GENERAL CONVERSATION**

Learn the following lines:



- I have not brought diary/notebook/water bottle.
- I like to play Cricket/Football/Hide and Seek etc.
- May I go to - refill my water bottle/wash my hands.
- May I quench my thirst?
- May I go for convenience?
- May I come in ma'am?
- Please give me a pencil/ an eraser.
- Please help me.
- Please open it.
- Please close it.
- Please fold my apron or napkin.
- I have completed my work.
- I have finished my lunch.

# ART

## Activity

### Paper tearing collage (Roll No 1 to 20)

Draw any picture from a story or depicting any season of your choice on an A3 size IVORY SHEET. For this painting you need some origami or glazed sheets of different colours. Tear small bits of paper and paste them to fill up the picture. Pictures are given for your reference but you can use your creativity.



## Pencil Holder (Roll No 21 to 40)

Material Required: Toilet paper roll, ice-cream sticks, bangles, decorative material, craft foam sheet, Fevicol, and scissors.

Instructions:

- Choose any design for your pencil holder.
- Cut the different shaped eyes, nose, and hairline from coloured sheet.
- Paste it on the holder and create a beautifully designed pencil holder.

Pictures are given for your reference but you can use your creativity.

